



# COURSE SELECTION PRESENTATION

Information for grade 10 students



# ONTARIO SECONDARY SCHOOL DIPLOMA

- 30 credits (2 via e-learning)\*
- 22 compulsory credits (incl. 4 credits in Religion)
- 8 elective credits
- 40 hrs. of community involvement
- Ontario Secondary School Literacy Test



# DIPLOMA REQUIREMENTS

- 4 English- one credit per grade
- 3 Mathematics - at least one in Grade 11 or 12
- 2 Science
- 1 Canadian History (gr.10)
- 1 Canadian Geography (gr. 9)
- 1 Arts (Visual, Music, Drama, Media Arts, Dance)
- 1 French as a second language
- 1 Health and Physical Education
- 1 Civics and Career Studies (0.5 civics and 0.5 career studies)

# DIPLOMA REQUIREMENTS CONTINUED

## **Group 1**

Additional credit in:

- English
- or a third language
- or Social Science & Humanities
- or Canadian & World Studies
- or French
- or Coop

# DIPLOMA REQUIREMENTS CONTINUED

## **Group 2**

Additional credit in:

- Business Studies
- or Arts
- or Physical Education
- or French
- or Coop

# DIPLOMA REQUIREMENTS CONTINUED

## **Group 3**

Additional credit in:

- Science (grade 11 or 12)
- or Technology Education (grade 9-12)
- or French
- or Coop





# COURSE TYPES

Courses are no longer Locally Developed, Applied and Academic

## **NEW for Grade 11:**

Workplace Level Courses 3E (previously locally developed)

College Level Courses 3C (previously applied)

University Level Courses 3U (previously academic)

Mixed Level Courses 3M (college/university)

Open Level Courses 3O (all levels)



# ENGLISH & RELIGION

ENG3E1.....HRF3O1

ENG3C1.....HRF3O1 or HRT3M1


ENG3U1.....HRT3M1

\*\*Religion counts towards your Group 1 credit



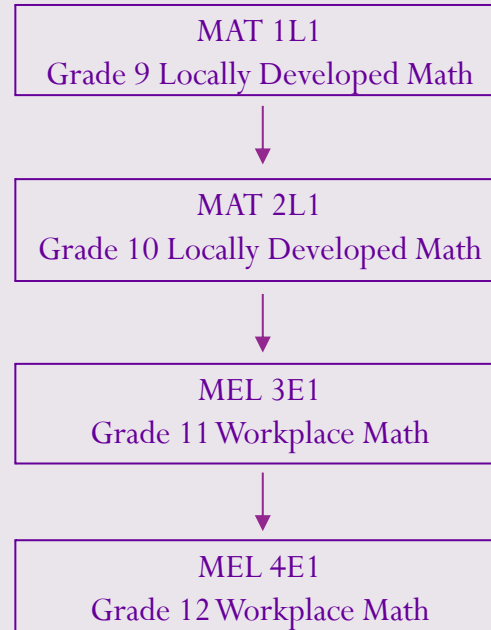
# MATH PATHWAYS

\*You need 3 Math credits to graduate



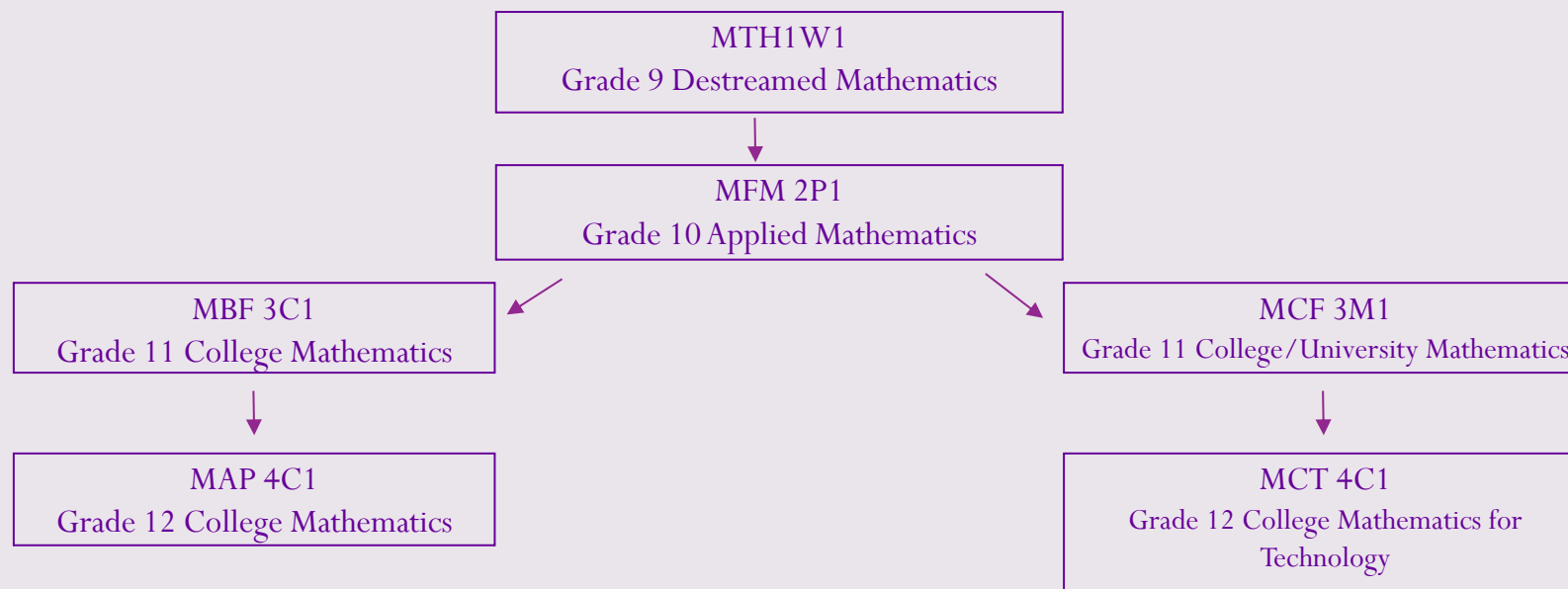
# WORKPLACE BOUND STUDENTS

THIS PATHWAY IS INTENDED FOR STUDENTS WHO DO NOT INTEND TO PURSUE POST –SECONDARY EDUCATION IN AN AREA THAT REQUIRES MATH.



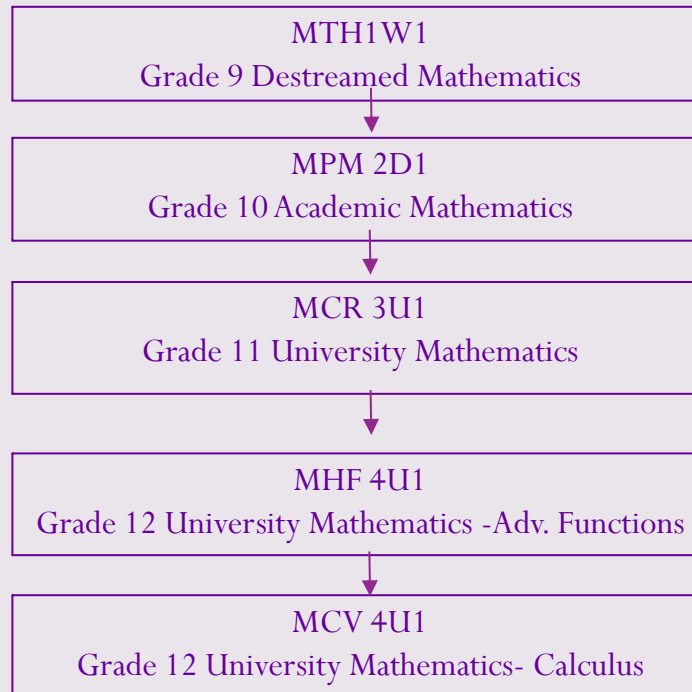
## COLLEGE BOUND STUDENTS

THIS PATHWAY IS INTENDED FOR STUDENTS WHO INTEND TO STUDY AT THE COLLEGE LEVEL UPON COMPLETION OF GRADE 12. STUDENTS IN THIS PATHWAY SHOULD HAVE ACHIEVED SOME SUCCESS IN MATHEMATICS AND ARE ABLE TO WORK COLLABORATIVELY WITHIN A GROUP, AND ALSO COMPLETE WORK INDEPENDENTLY WHEN REQUIRED.



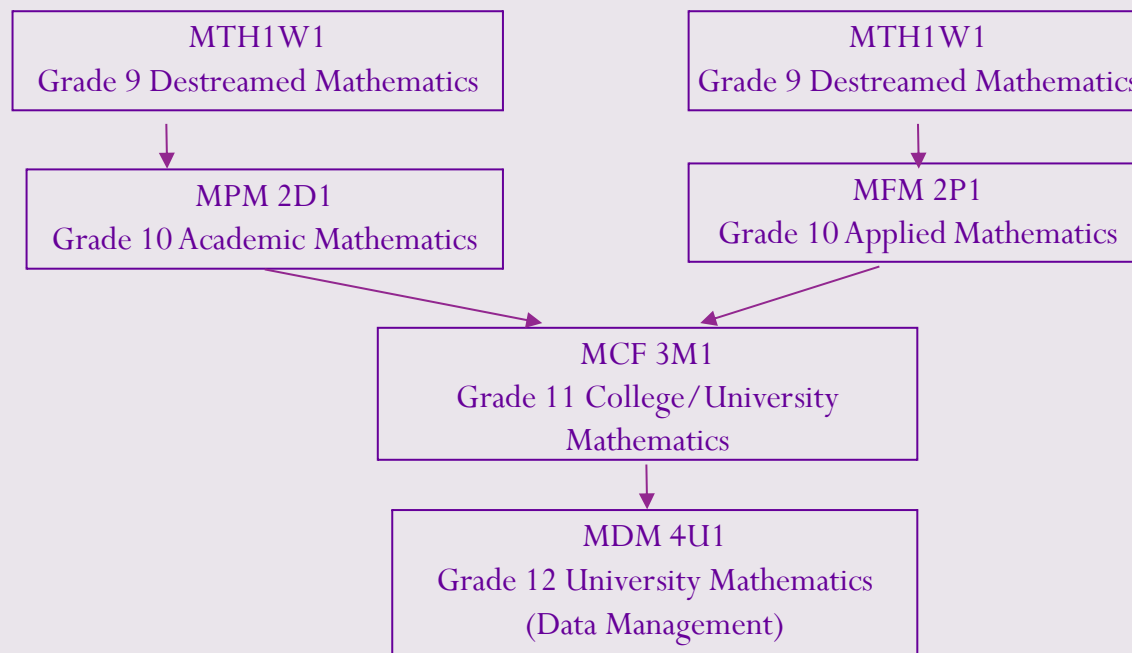
## UNIVERSITY BOUND STUDENTS

THIS PATHWAY IS INTENDED FOR STUDENTS WHO ENJOY AND HAVE BEEN SUCCESSFUL IN MATHEMATICS THROUGH THEIR SCHOOL CAREER. THEY INTEND ON PURSUING A **MATH-BASED PROGRAM** AT THE UNIVERSITY LEVEL (SUCH AS SCIENCE, BUSINESS, ENGINEERING, ETC.)



## UNIVERSITY BOUND STUDENTS – PART II

THIS PATHWAY IS INTENDED FOR STUDENTS WHO WILL PURSUE A NON-MATH PROGRAM AT THE UNIVERSITY LEVEL.



# COURSE SELECTION

## 3 Compulsory

- Religion
- English
- Math

## 5 Options

- Search course choices on myBlueprint
- Know what credits you need
- Pay attention to prerequisites
- Discuss with parents, teachers, guidance

\*\*RAP students: your two compulsory RAP courses will be selected for you-LEAVE 2 EMPTY SLOTS

(choose your Religion, English, Math, and 3 other courses )



# COURSE OPTIONS

**ACADEMIC RESOURCE:** Learning Strategies

**ARTS:** Drama, Instrumental music, Guitar, Visual arts

RAP students (optional): Musical Theatre, Music and Computers

**BUSINESS:** Accounting, Marketing, Entrepreneurship, Personal finance

**GUIDANCE:** Co-op (2 or 4 credit)

**PHYS.ED.:** Strength training M/F (weight room), Co-ed phys.ed. (variety of sports),  
Large group activities (basketball)





# COURSE OPTIONS CONT'D

**SOCIAL SCIENCE:** Parenting, History, Law, Anthropology, Psychology & Sociology

**MODERNS:** French

**SCIENCE:** Biology (C/U), Physics (U), Chemistry (U)

**TECH:** Transportation, Hospitality, Hairstyling & Aesthetics, Construction, Woodworking, Communication Technology

\*\*check myBlueprint for details about courses, codes and prerequisites



# DESTINATIONS.....

- Workplace
- Apprenticeship
- College
- University

# POST-SECONDARY....

- **Apprenticeships:** Skilled trades. Information available with Guidance Counsellor (<https://www.ontario.ca/page/skilled-trades> or <https://www.skilledtradesontario.ca/>)
- **College (diploma programs) :** All programs require English. 65% of programs require Math (more info at [www.ontariocolleges.ca](http://www.ontariocolleges.ca)). You apply beginning in October.
- **University:** All programs need English. Each program has very specific course requirements. Students should access <https://www.ouinfo.ca/> for program information. You apply in Nov/Dec. University admission is based on 6 'U' & 'M'
- Grades requirements/course pre-requisites vary depending on programs.
- **Ontario universities and colleges have access to your Grade 11 and Grade 12 midterm/final marks. Most decisions are based on Grade 12 sem.1 final and sem. 2 midterm (averages must be maintained)**



# MYBLUEPRINT

Follow these easy steps to select your courses

# GO TO THE STUDENT DASHBOARD- STUDENTS.DPCDSB.ORG





# LOG OUT OF ALL OTHER EMAIL ACCOUNTS AND LOG IN WITH YOUR STUDENT ACCOUNT STUDENT#@EDUC.DPCDSB.ORG



Dufferin-Peel Catholic District School Board

Sign in with your organizational account

123456789@educ.dpcdsb.org

.....

Sign in

© 2016 Microsoft

The image shows a user interface with a dark blue navigation sidebar on the left and a white main content area on the right. The sidebar contains the following items: Home (with a house icon and a dropdown arrow), Who Am I (with a person icon), High School (with a school building icon, circled in purple with a purple arrow pointing to it), Post-Secondary (with a graduation cap icon and a dropdown arrow), Work (with a briefcase icon and a dropdown arrow), Money (with a dollar sign icon), Guides (with a document icon), and Favourites (with a heart icon). The main content area has a header with the word "Home" and a sub-header with "Dashboard" (underlined), "Tasks", "Class Activities", "Goals", and "Portfolios". Below this is a section titled "Complete your IPP Tasks" with a description: "Individual Pathways Plan (IPP) Tasks help you plan your education and career while earning points for prize draws." At the bottom of this section are two buttons: "View All Tasks" and "Show Prizes". A modal window is open on the right side of the main content area, titled "High School • Plan" and "Plan Courses for Grade 11". It features a blue left arrow button and a blue right arrow button. At the bottom of the modal, there is a diamond icon and the text "100 points".



- Home
- Who Am I
- High School
- Post-Secondary
- Work
- Money
- Guides
- Favourites

## Home

[Dashboard](#) [Tasks](#) [Class Activities](#) [Goals](#) [Portfolios](#)

### Complete your IPP Tasks

Individual Pathways Plan (IPP) Tasks help you plan your education and career while earning points for prize draws.

[View All Tasks](#)

[Show Prizes](#)

High School • Plan

### Plan Courses for Grade 11

← →

100 points



1. YEAR FOR SELECTING COURSES IS HIGHLIGHTED
2. CLICK ON BOX FOR FOLDER OPTIONS TO APPEAR
3. IF YOU ARE UNSURE OF WHAT YOU NEED TO GRADUATE VIEW YOUR PROGRESS IN GRADUATION INDICATOR

The screenshot shows a user interface for course selection. A purple arrow points to the 'Grade 10 Next Year' column header in the course table. Another purple arrow points to the '8/30 REQUIRED CREDITS' section on the right side of the interface.

**Step 1** Add Courses   **Step 2** Select Courses   **Step 3** Submit Courses   Review Course Selections

Grade 9 Current Year	Grade 10 Next Year	Grade 11 Plan Ahead	Grade 12 Plan Ahead
Online Learning Opt... OPTOUT • 0 Credits	+ Online Learning O...	+ Online Learning O...	+ Online Learning O...
English- Destreamed ENL1W1 • 1 Credit	+ English	+ English	+ English
Math- Destreamed MTH1W1 • 1 Credit	+ Mathematics	+ Mathematics	+ Religion
Science-Destreamed SNC1W1 • 1 Credit	+ Science	+ Religion	+ Course
Core French-Open FSF1O1 • 1 Credit	+ History	+ Course	+ Course
Geography of Canad... CGC1D1 • 1 Credit	+ Civics/Careers	+ Course	+ Course
Religious Education	+ Religion	+ Course	+ Course

8/30  
REQUIRED  
CREDITS

8 Planned   0 Earned   8 Total

View Progress

SHSM Planner

Your school offers 1 Specialist High Skills Majors

Learn More

# OPTING OUT OF E-LEARNING

The screenshot shows a web browser window with the URL `app.myblueprint.ca/student/highschool/6713065/courses/`. A modal dialog box titled "Online Learning Opt-Out" is open. It contains the following text:

**Guidance Message**

By submitting this Online Learning Opt-Out placeholder course code with your course selections, or approving this submission as a parent/guardian, you confirm that:

- Having reviewed the benefits of the online learning graduation requirement and the availability of supports for online learning through the school, I would like to opt my child/myself out of this requirement.
- Upon receipt of this request, the student will not be required to earn two online learning credits to earn an Ontario Secondary School Diploma.
- Students will face no academic penalties for opting out of this graduation requirement, and will continue to complete all other graduation requirements.

To learn more about the online learning requirement, click this link:  
<https://www.ontario.ca/docu...>

**Course Status**

Planned In-Progress Completed

At the bottom of the dialog box, the "Add Course" button is circled in red. The background of the website shows a sidebar with navigation options like Home, Who Am I, High School, Post-Secondary, Work, Money, Guides, and Favourites. A search bar and filters are also visible.

# OPTING OUT OF E-LEARNING

The screenshot displays a course selection interface with the following components:

- Progress Steps:** Step 1 (Add Courses), Step 2 (Review Courses), Step 3 (Submit Courses), and a highlighted 'Review Course Selections' button.
- Credits Summary:** 8/30 REQUIRED CREDITS. A progress indicator shows 8 Planned, 0 Earned, and 8 Total credits.
- Course Selection Table:**

Grade 9 Current Year	Grade 10 Next Year	Grade 11 Plan Ahead	Grade 12 Plan Ahead
Online Learning Opt... OPTOUT • 0 Credits	Online Learning Opt... OPTOUT • 0 Credits	+ Online Learning O...	+ Online Learning O...
English- Destreamed ENL1W1 • 1 Credit	+ English	+ English	+ English
Math- Destreamed MTH1W1 • 1 Credit	+ Mathematics	+ Mathematics	+ Religion
Science-Destreamed SNC1W1 • 1 Credit	+ Science	+ Religion	+ Course
Core French-Open FSF1O1 • 1 Credit	+ History	+ Course	+ Course
Geography of Canad... CGC1D1 • 1 Credit	+ Civics/Careers	+ Course	+ Course
- SHSM Planner:** A section indicating 'Your school offers 1 Specialist High Skills Majors' with a 'Learn More' button.
- Navigation:** A sidebar on the left contains links for Home, Who Am I, High School, Post-Secondary, Work, Money, Guides, and Favourites.

# YOU CAN SEARCH BY GRADE, DEPARTMENT, COURSE CODE OR NAME BY USING THE FILTERS

The screenshot displays the myBlueprint interface for St. Roch Catholic. On the left is a navigation sidebar with the myBlueprint logo and menu items: Home, Who Am I, High School, Post-Secondary, Work, Money, Guides and Articles, and Favourites. The main content area features a school selection dropdown set to 'St. Roch Catholic'. Below this is a 'Filters' section with dropdown menus for 'Grade' and 'Discipline', and a 'Search Courses...' input field. A list of academic resources follows, including Academic Resource, Arts, Business Studies, Canadian and World Studies, Cooperative Education, eLearning, English, English As a Second Language, and Français. A purple bracket highlights the Business Studies and Canadian and World Studies items.

1. CLICK ON COURSE
2. DESCRIPTION/PRE-REQ COMES UP
3. SELECT COURSE CODE AND CLICK ON ADD COURSE BUTTON

The screenshot shows the myBlueprint interface. On the left is a navigation sidebar with icons for Home, Who Am I, High School, Post-Secondary, Work, Money, Guides and Articles, and Favourites. The main content area is titled 'Mathematics' and lists several course options with their respective grade levels and codes. A modal window is open on the right, displaying details for a selected course. The modal has a title 'Prerequisites missing' and contains three sections: 'Description', 'Prerequisites', and 'Course Status'. The 'Description' section contains a paragraph of text. The 'Prerequisites' section lists 'MFM2P1 or MPM2D1'. The 'Course Status' section has three buttons: 'Planned' (highlighted with a green border), 'In-Progress', and 'Completed'. At the bottom of the modal is a blue 'Add Course' button. Three purple circles are drawn on the image: one around the 'Description' header, one around the 'Prerequisites' header, and one around the 'Add Course' button.

myBlueprint

Mathematics

- Mathematics  
Grade 9 • MAT1L1 • Locally Developed
- Foundations of Mathematics  
Grade 9 • MFM1P1 • Applied
- Principles of Mathematics  
Grade 9 • MPM1D1 • Academic
- Mathematics  
Grade 10 • MAT2L1 • Locally Developed
- Foundations of Mathematics  
Grade 10 • MFM2P1 • Applied
- Principles of Mathematics  
Grade 10 • MPM2D1 • Academic
- Foundations for College Mathematics  
Grade 11 • MBF3C1 • College
- Functions and Applications  
Grade 11 • MCF3M1 • University/College
- Functions  
Grade 11 • MCR3U1 • University
- Mathematics for Work and Everyday L  
Grade 11 • MEL3E1 • Workplace
- Foundations for College Mathematics  
Grade 12 • MAP4C1 • College

Prerequisites missing

Description

This course introduces basic features of the function by extending students' experiences with quadratic relations. It focuses on quadratic, trigonometric, and exponential functions and their use in modelling real-world situations. Students will represent functions numerically, graphically, and algebraically; simplify expressions; solve equations; and solve problems relating to applications. Students will reason mathematically and communicate their thinking as they solve multi-step problems. This course will help students address the Ontario Catholic School Graduate Expectation that they adopt a holistic approach to life by integrating learning from various subject areas and experience

Prerequisites

MFM2P1 or MPM2D1

Course Status

Planned In-Progress Completed

Add Course

ONCE ALL 8 COURSES ARE ADDED TO PLAN,  
SELECT SUBMIT REVIEW COURSE SELECTIONS BUTTON

The screenshot displays a course planning interface. On the left is a dark blue sidebar with navigation icons and labels: Home, Who Am I, High School, Post-Secondary, Work, Money, Guides, and Favourites. The main area features a progress bar at the top with three steps: Step 1 Add Courses, Step 2 Review Courses, and Step 3 Submit Courses. A blue button labeled 'Review Course Selections' is circled in red. Below the progress bar is a grid of course options for Grade 9 (Current Year), Grade 10 (Next Year), Grade 11 (Plan Ahead), and Grade 12 (Plan Ahead). Each cell contains course names and credit values, with some cells having a plus sign and a dropdown menu icon. On the right, a summary box shows '16/30 REQUIRED CREDITS' with a progress indicator, and three boxes for '16 Planned', '0 Earned', and '16 Total' credits. A 'View Progress' button is below this. At the bottom right, there is an 'SHSM Planner' section with text: 'Your school offers 1 Specialist High Skills Majors' and a 'Learn More' button.

Grade 9 Current Year	Grade 10 Next Year	Grade 11 Plan Ahead	Grade 12 Plan Ahead
Online Learning Opt... OPTOUT • 0 Credits	Online Learning Opt... OPTOUT • 0 Credits	+ Online Learning O...	+ Online Learning O...
English- Destreamed ENL1W1 • 1 Credit	English ENG2P1 • 1 Credit	+ English	+ English
Math- Destreamed MTH1W1 • 1 Credit	Foundations of Math... MFM2P1 • 1 Credit	+ Mathematics	+ Religion
Science-Destreamed SNC1W1 • 1 Credit	Science SNC2P1 • 1 Credit	+ Religion	+ Course
Core French-Open FSF1O1 • 1 Credit	History CHC2P1 • 1 Credit	+ Course	+ Course
Geography of Canad... CGC1D1 • 1 Credit	Civics and Careers CIVCAR • 1 Credit	+ Course	+ Course

16/30  
REQUIRED  
CREDITS

16 Planned   0 Earned   16 Total

View Progress

SHSM Planner

Your school offers 1  
Specialist High Skills  
Majors

Learn More

1. LIST OF COURSES THAT STUDENT HAS ADDED WILL APPEAR
2. STUDENT MUST CLICK ON THE SUBMIT COURSE SELECTION BUTTON
3. CAN ONLY SUBMIT ONCE THROUGH MYBLUEPRINT

## Review Courses

! Review your course selections before submitting. Once submitted, you can no longer make changes in myBlueprint

1 Step 1  
Add Courses

2 Step 2  
Review Courses

3 Step 3  
Submit Courses

Submit Course Selections

### 1 Review Course Selections

✓ OPTOUT  
Online Learning Opt-Out

✓ ENG2P1  
English



1. ONCE STUDENT HAS SUBMITTED THEIR COURSES THIS MESSAGE APPEARS
2. WILL ASK YOU TO INPUT YOUR PARENT EMAIL ADDRESS
3. SELECT THE PRINTER ICON TO PRINT THE SIGN OFF SHEET (NOT NEEDED)

The screenshot shows a web interface for 'Review Courses'. A modal window titled 'Parent/Guardian Approval' is centered on the screen. The modal contains the following text: 'Please add a parent or guardian email below for us to share your course selection. Your parent/guardian will be asked to approve your course selections.' Below this is a text input field labeled 'Parent/Guardian Email'. At the bottom of the modal is a blue button labeled 'Send Approval Email'. In the background, the 'Review Courses' page is visible, showing a 'Submission Details' section with a warning icon and the text 'Email your parent...'. Below that is a 'Step 1 Add Courses' section. A 'Parent/Guardian Approval Email' button with a printer icon is also visible. At the bottom right of the page, a 'Success' notification with a green checkmark and a close button is displayed.

Review Courses

Submission Details

! Email your parent...

1 Step 1 Add Courses

Parent/Guardian Approval

Please add a parent or guardian email below for us to share your course selection.  
Your parent/guardian will be asked to approve your course selections.

Parent/Guardian Email

Send Approval Email

Approval Email

Your course selections have been saved. You can print a paperless approval email, or print a sign off sheet or send a

Note: Speak to your Counsellor to discuss any changes that you wish to make to your Course Selections.

Success

# IMPORTANT INFORMATION

- You will have from today until February 21<sup>st</sup> to select your courses
- Make your choices wisely!!!
- Make an appointment by going to the Guidance page of the school website if you need help
- DO NOT make an appointment to make changes to courses you selected.....wait until course verification in March
- Courses are filled on a first come first served basis
- Once courses are filled they will no longer be available to choose
- ALL STUDENTS MUST PICK THEIR COURSES BY THE DEADLINE!!

# GUIDANCE COUNSELLORS

A-C - Ms. Tomolillo

D-K - Ms. Paolucci

L-P - Mr. Marshall

Q-Z - Ms. Galati

- ✓ Make an appointment by going to the guidance page of the St. Roch website and selecting the correct alpha
- ✓ Join the Guidance Google Classroom: 23rrvnc