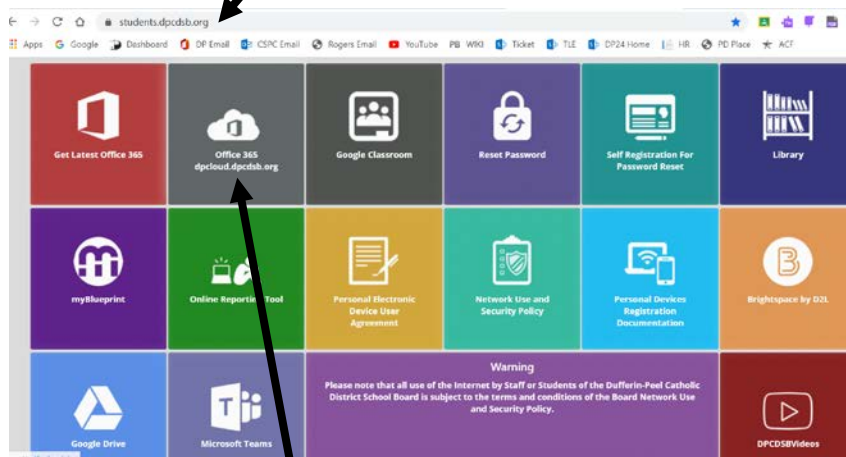


Steps to accessing Google Classroom from the DPCDSB email invitation

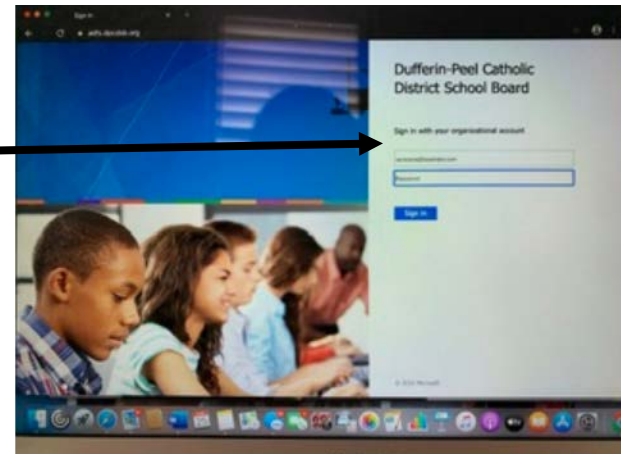
1. Log into DPCDSB Dashboard using CHROME browser
Type **students.dpcdsb.org** into the URL



2. Click on Office 365 dpcloud.dpcdsb.org
3. Type in the username (9-digit student number) at the top and then the case-sensitive password at the bottom (This password is the same as the password used at school)

FORGOT PASSWORD?

Type **students.dpcdsb.org** into the URL and click on the "Reset Password" tile



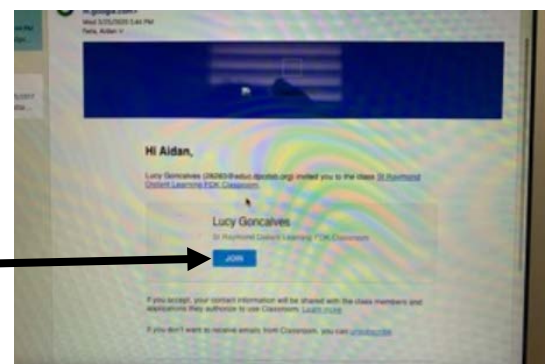
4. This will open dpcloud options:



5. Click on blue "Outlook" icon
This will open the school board email. You will see an email from the teacher.



6. Click on email. It is an invitation to the Google Classroom Platform.
7. Click on blue JOIN button.



- It might ask you to enter your email and password. It is the 9-digit student number with @educ.dpccsb.org added at the end.

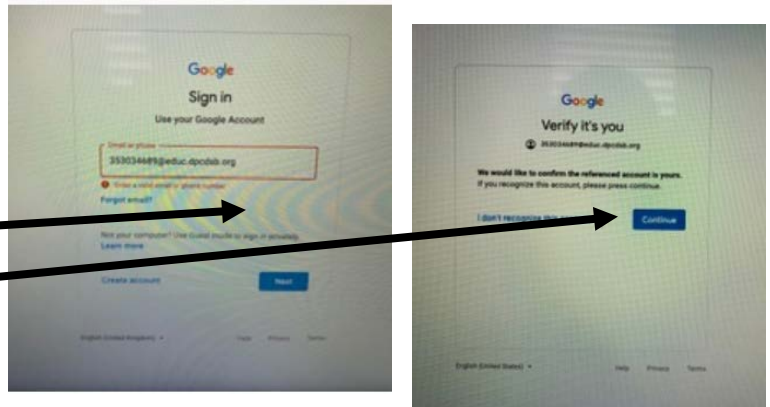
Example:

Email 123456789@educ.dpccsb.org

Password *****

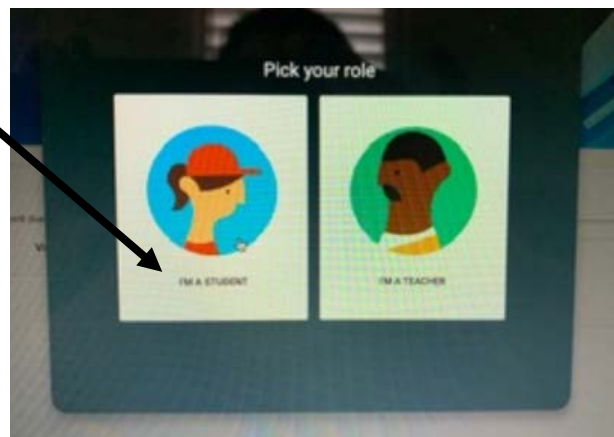
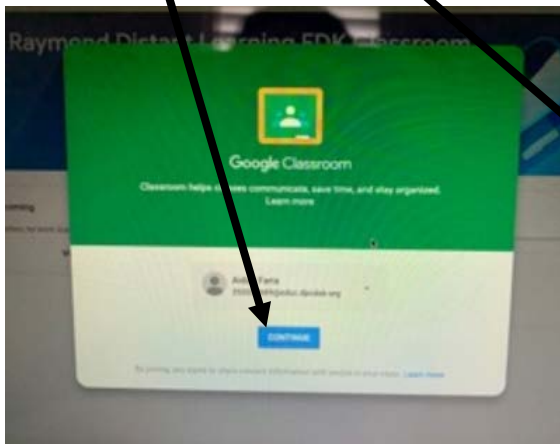
Click blue NEXT

Click blue CONTINUE

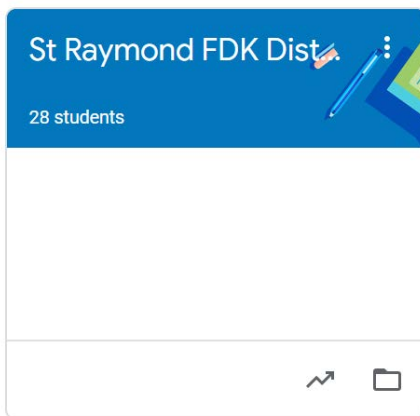


- Congratulations you've joined the Google Classroom Platform!

Click blue CONTINUE and I'M A STUDENT



SAMPLE Google Classroom Tab



SAMPLE Google Classroom Home Page

