

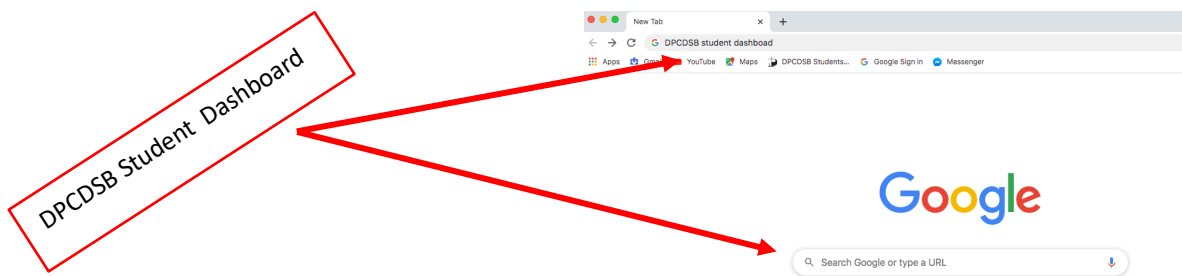
How to Join GOOGLE CLASSROOM

1. You will need to make sure that your computer has **Google Chrome** as your browser. (If you don't, you need to download it and install it on your computer)



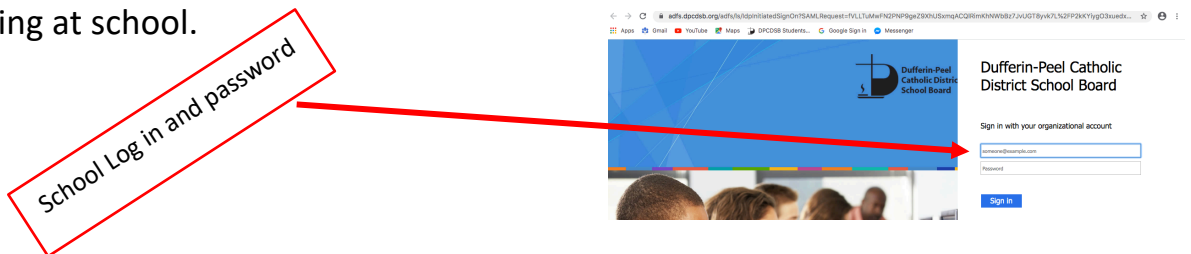
2. Log into **DPCDSB Student Dashboard**.

-- In the Google search type in: **DPCDSB Student Dashboard**. And click on it.




3. Sign into DPCDSB.

-- Use your **school account sign in** with your password that you have been using at school.



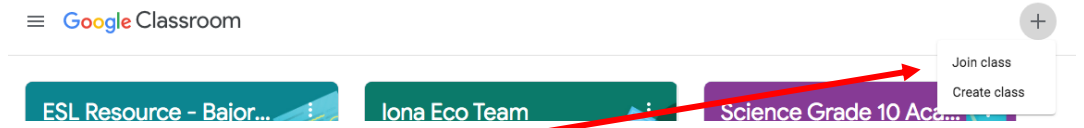
4. Once in DPCDSB Student Dashboard, **Click on Google Classroom**.



5. Once in, click on: + (plus sign)



6. Click on: Join class



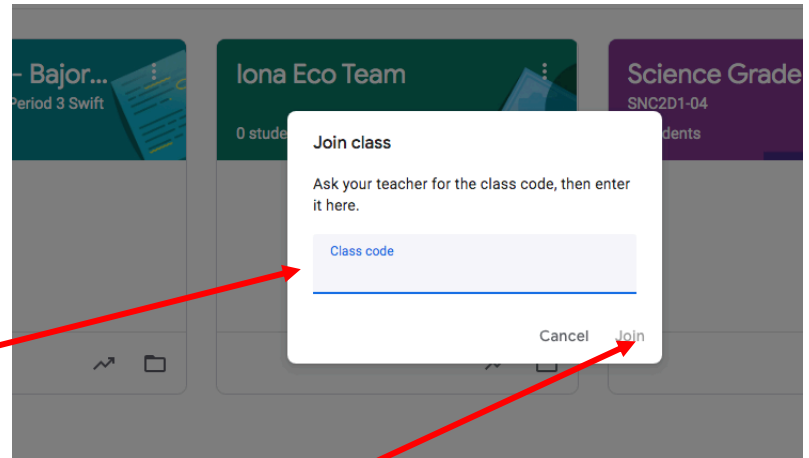
Join class

7. Enter the Class code:

-- for ESL Resource it is: **5j7ymgo**

-- for SST it is: **uj5egqn**

-- for ARD it is: **uj5egqn**



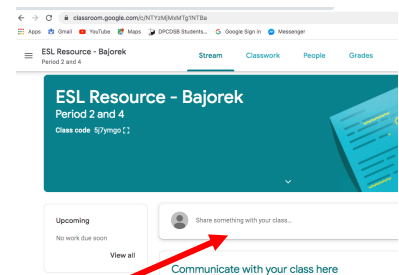
Class code

Join

-- click on: **Join**

8. Once in the appropriate Class:

You can communicate with your teacher here:



Write things here: