

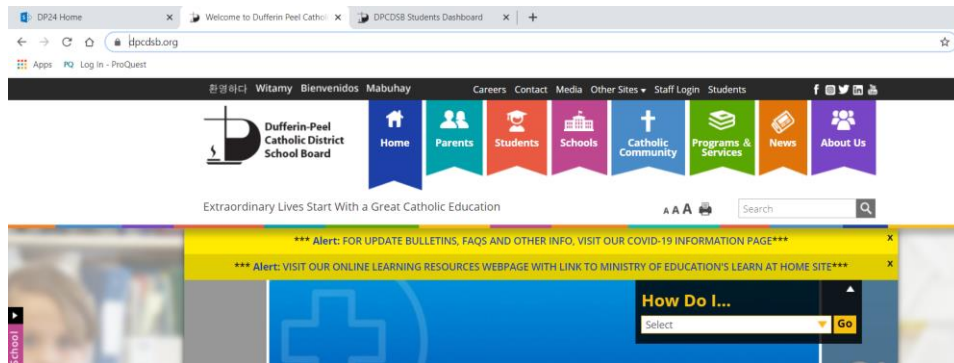


How to Access Your DPCDSB Student Email Inbox

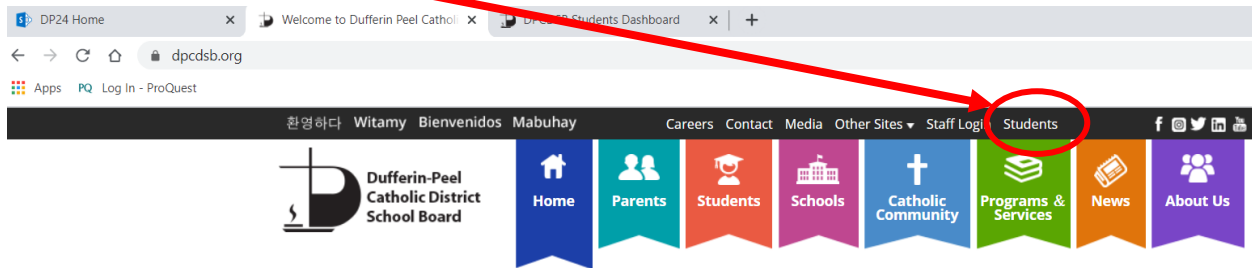
Students have a Dufferin-Peel Catholic District School Board (DPCDSB) email, consisting of their student number @educ.dpcdsb.org.

Students can access their email from the student homepage of the DPCDSB website.


1. Go to the DPCDSB public website on the internet at www.dpcdsb.org.



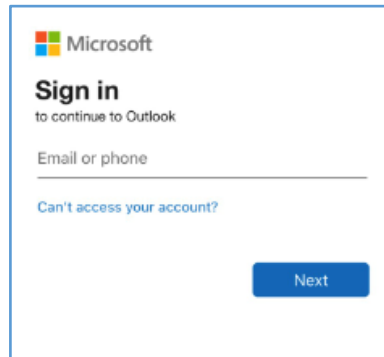
2. Click on “Students” in the black bar at the top of the page to access the student homepage.



3. Once the student homepage opens, click on the “Outlook Web Access” link. It will look like this:

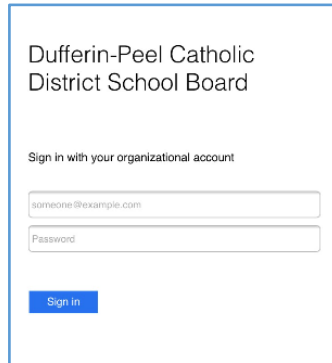


4. Sign in with your DPCDSB email (studentnumber@educ.dpcdsb.org) on the Microsoft Login page.



! If you have logged in before and opted to “Stay Signed In”, your email “Inbox” will open without you needing to sign in.

5. Then sign in with your DPCDSB email (studentnumber@educ.dpcdsb.org) and password using the DPCDSB sign in page.



Dufferin-Peel Catholic
District School Board

Sign in with your organizational account

someone@example.com

Password

Sign In

 If you have logged in before and opted to “Stay Signed In”, your email “Inbox” will open without you needing to sign in.

6. Emails that you have received will be in your “Inbox”.