



Accessing Google Classroom through

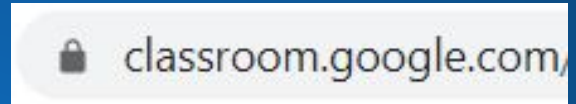



XBOX AND PLAYSTATION

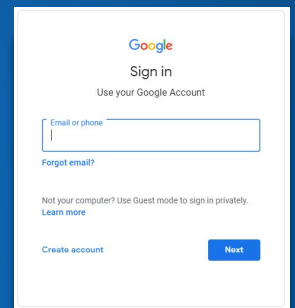


Google Classroom can be opened on Xbox and Playstation through the built-in browsers that come on the two devices. On Xbox, it is Microsoft Edge and on Playstation, it is the "www" internet browser. If you are having trouble finding the browser on your game console, use the search function that is accessible on the home screen. Once the browser opens, follow these steps:

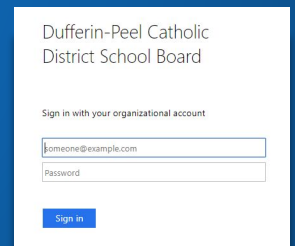
Step 1: Type classroom.google.com in the URL/address bar.



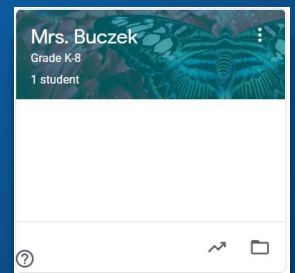
Step 2: A prompt for a Google account will appear. Enter your **studentnumber@educ.dpcdsb.org**. Then enter your DPCDSB school password.



Step 3: The DPCDSB login page will appear. Enter your DPCDSB login which includes your **Student Number & Password**.



Step 4: The Classroom home screen will open up. Select the icon for your child's class. Then...



You're now in GOOGLE CLASSROOM!

If students have a keyboard they can plug in, they will have a much easier time of navigation. Otherwise, they will have to use their controllers to click on the classroom tiles, open up assignments and type

