

# **D2L Orientation**



**For Students**



Your username is your student number  
No spaces or dashes ex. 123456789

Welcome to DPCDSB eLearning Site

To access your e-learning course or blended learning class enter your username and password.

Username \*

Password \*

[Login](#) [Forgot your password?](#)



If you have never logged into D2L before, your password will be **changeme** (all lowercase no spaces) The system will prompt you to create a new password upon initial login. If you have already been using D2L, your password will be whatever you changed it to already.

Once logged in, you will land on the DPCDSB home page. Here, you will be able to view school board announcements



*Extraordinary Lives Start With a Great Catholic Education*

Dufferin Peel Catholic District School Board eLearning CandieBarr



### DPCDSB ToolKit for Students



### News | ▾

Candie, the Virtue of the Month is Fairness



Posted Jun 3, 2016 2:01 PM  
Conditionally Released



#### JUNE-FAIRNESS

God makes us to live together as a family in creation, to share and to help each other.

God Wants use to treat each other as we would like to be treated.

**OUR DAILY PRAYER FOR JUNE: FAIRNESS**

Before we head over to your course, let's update your profile. To do so, click on your name in the top right corner of the website and click on "Account Settings".5) A dropdown will appear. Click on "Account Settings".

The screenshot shows a web browser window with the URL <https://dpcdsb.elearningontario.ca/d2l/home>. The page header includes navigation links for "My Home" and "Select a course...". The Dufferin-Peel Catholic District School Board logo is on the left, and the slogan "Extraordinary Lives Start With a Great Catholic Education" is in the center. On the right, the user name "Candie Barr" is displayed with a dropdown menu containing "Profile", "Notifications", "Account Settings", and "Log Out". A red arrow points to the "Account Settings" option. Below the header, there are two main content areas: "DPCDSB ToolKit for Students" and "News".

My Home > Select a course... ▼

Dufferin-Peel Catholic District School Board

*Extraordinary Lives Start With a Great Catholic Education*

Candie Barr ▼

- Profile
- Notifications
- Account Settings
- Log Out

Dufferin Peel Catholic District School Board eLearning CandieBarr

DPCDSB ToolKit for Students

Education Quality and Accountability Office (EQAO)

Acceptable Use

D2L Help

myBlueprint

Mindomo

News | ▼

Candie, the Virtue of the Month is Fairness

Posted Jun 3, 2016 2:01 PM  
Conditionally Released

FAIRNESS

Once in “Account Settings”, go to “General Settings” and change your email AND your password. In the event that you forget your password, the system will send you a password reset to the email address you add here. (\*\*Please note, sometimes the reset password emails may get sent to your email bulk/junk folder.)

## Account Settings

Account Settings

Discussions

Email

### General Settings

System Email: None [Change Email](#)

Password: \*\*\*\*\* [Change Password](#)

### Font Settings

Font Face

Font Size

Verdana

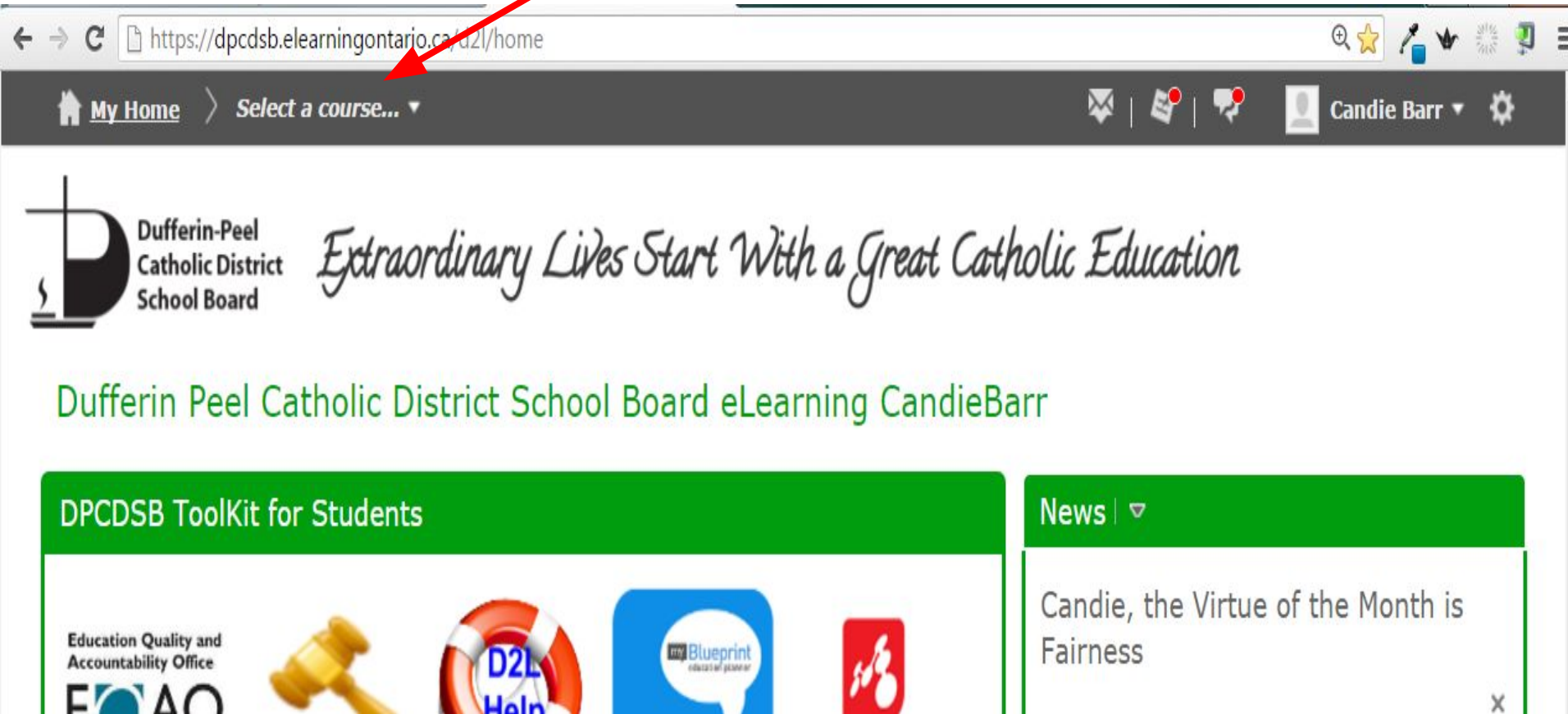


Small




The quick brown fox jumps over the lazy dog.

All students taking an eLearning course must first complete a short orientation course. To access this course, click on "Select a course".







← → ↻ <https://dpcdsb.elearningontario.ca/d2l/home> 🔍 ☆ 🗑️ 📧 📅 🗨️ ⚙️

🏠 [My Home](#) > [Select a course...](#) 📧 📅 🗨️ 👤 Candie Barr ⚙️

 **Dufferin-Peel  
Catholic District  
School Board** *Extraordinary Lives Start With a Great Catholic Education*

Dufferin Peel Catholic District School Board eLearning CandieBarr

**DPCDSB ToolKit for Students**

Education Quality and Accountability Office    

**News** | ▾

Candie, the Virtue of the Month is Fairness

x



You will see the orientation course (eLO3M). This course is mandatory for every eLearning student to complete. This brief orientation course will prepare you when maneuvering through your actual online course. Your eLearning course should also appear on this list. Click on the eLO3M orientation course.

The screenshot shows a user interface for a learning management system. At the top, there is a dark navigation bar with a home icon and the text "My Home". To the right of this bar is a dropdown menu labeled "Select a course...". The dropdown menu is open, displaying a list of courses. A red arrow points to the third item in the list: "eLO3M\_10\_3-Student Orientation Course 2015-16". Below this item is a sub-item: "LE10.3 -2015-08-21 - eLO3M\_10\_3-Student\_Orientation\_Course\_2015\_LE10.3". To the left of the dropdown menu, there is a logo for "Dufferin-Peel Catholic District School Board" and the text "Dufferin Peel". To the right of the dropdown menu, there is a large, stylized logo for "Great Catholic Education" and the name "g Vanessa Amoroso".

My Home > Select a course... ▼

- CGW4UQ-01-Canadian and World Issues: A Geographic Analysis- EL\_CWS\_CGW4UQ-01\_792594\_1516Sem2
- BAT4M1-02-Financial Accounting Principles BL\_BUS\_BAT4M1-02\_864570\_1516Sem2
- eLO3M\_10\_3-Student Orientation Course 2015-16  
LE10.3 -2015-08-21 - eLO3M\_10\_3-Student\_Orientation\_Course\_2015\_LE10.3

Dufferin-Peel Catholic District School Board

Great Catholic Education

g Vanessa Amoroso

You have now entered your eLO3M course. This is the homepage for your orientation course. Click on "Unit 1" to view the content for the course.

News | ▾

There is no news to display.

Calendar | ▾



D2L Support



Content Browser | ▾

 Bookmarks  Recently Visited

 Unit 1: Student Orientation Course >

 Video Tutorials >



Click on "Activity 1" to view the content within.

News | ▾

There is no news to display.

Calendar | ▾



D2L Support



Content Browser | ▾



Home

## Unit 1: Student Orientation Course



Unit Overview



Activity 1: Home Page Versus Course Home



Activity 2: Communication and Organization



Activity 3: Evaluation and Reflection



Each unit contains 4 components: Overview, Learning Goals, Content and Assignment. Each heading provides you with information regarding the activity. Before starting the assignment make sure to have read through the content.

Table of Contents > Unit 1: Student Orientation Course Activity 1: Home Page Versus Course Home

 Activity 1: Home Page Versus Course Home ▾



STORC: Student Orientation Course

## Unit 1: Student Orientation Course

# Activity 1: Home Page versus Course Home



[Overview](#) | [Learning Goals](#) | [Content](#) | [Assignment](#)

## Overview

In this activity you will be taken on a brief tour of your school and course sites and learn how to find your way around. Don't be afraid to try exploring on your own!

[Overview](#) | [Learning Goals](#) | [Content](#) | [Assignment](#)

Once the assignment is complete, return to the list of activities to begin "Activity 2".

[Table of Contents](#) > [Unit 1: Student Orientation Course](#) > [Activity 1: Home Page Versus Course Home](#)

 [Activity 1: Home Page Versus Course Home](#) ▾



STORC: Student Orientation Course


**Unit 1: Student Orientation Course**

**Activity 1: Home Page versus Course Home**



Search Topics



 Overview

 Bookmarks

 Course Schedule

 Table of Contents

15

**Unit 1: Student Orientation Course**

4

Video Tutorials

11

Unit 1: Student Orientation Course ▾

 Print

 Download

 Send to Binder

0 % 0 of 4 topics complete

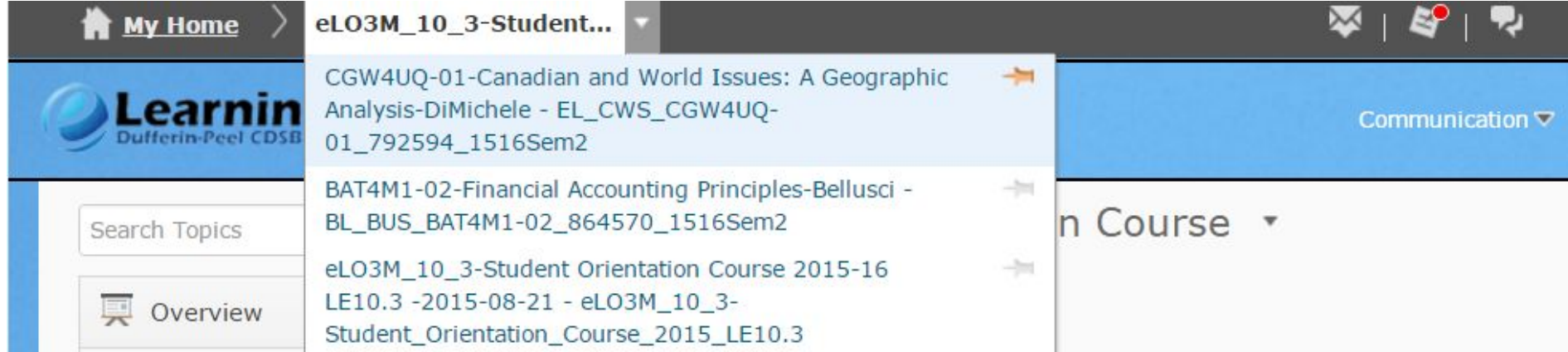
 [Unit Overview](#) ▾

 [Activity 1: Home Page Versus Course Home](#) ▾

 [Activity 2: Communication and Organization](#) ▾

 [Activity 3: Evaluation and Reflection](#) ▾

Be sure to **complete the orientation course** before beginning your credit online course. Next, click on “Select a course” at the top of the page and then click on your online course.



The screenshot shows the top navigation bar of the Learnin LMS. On the left, there is a 'My Home' link with a house icon and a right-pointing arrow. Below it is the 'Learnin' logo with 'Dufferin-Peel CDSB' underneath. A search box labeled 'Search Topics' and an 'Overview' button with a document icon are also visible. The main header area shows a dropdown menu for 'eLO3M\_10\_3-Student...' which is open, displaying a list of courses. The first course is 'CGW4UQ-01-Canadian and World Issues: A Geographic Analysis-DiMichele - EL\_CWS\_CGW4UQ-01\_792594\_1516Sem2' with a right-pointing arrow. The second is 'BAT4M1-02-Financial Accounting Principles-Bellusci - BL\_BUS\_BAT4M1-02\_864570\_1516Sem2' with a right-pointing arrow. The third is 'eLO3M\_10\_3-Student Orientation Course 2015-16 - LE10.3 -2015-08-21 - eLO3M\_10\_3-Student\_Orientation\_Course\_2015\_LE10.3' with a right-pointing arrow. On the right side of the header, there are icons for email, calendar, and chat. Below the header, a blue bar contains the word 'Communication' with a dropdown arrow. Below that, a white bar contains the text 'n Course' with a dropdown arrow.



**\*\*Once inside your online course, follow your instructions as presented by your online teacher.**

**\*\*If you do not see your online course in the “Select a Course” menu, please contact your guidance counsellor.**